






CHESTER



MOSC3CHTHAC

Blue Celeste
Thassos
polished

| 12"x12" |



MOSC3CHCGNM

Calacatta Gold
Nero Marquina
Dolomite
polished

| 12"x12" |




GEO



MOSC3GETHCG

Thassos
Calacatta Gold
polished

| 10"x10" |



MOSC3GETHCA

Thassos
Carrara
polished

| 10"x10" |

LOTUS



MOSC3LOCGDO

Calacatta Gold
Dolomite
polished

| 10.3"x11.9" |




MOSC3LOTHCA

Thassos
Carrara
polished

| 10.3"x11.9" |

LOTUS



MOSC3LOTHMP


Thassos
Mother of Pearl
polished

| 10.3"x11.9" |



MOSC3JOCGDO
Calacatta Gold
Dolomite
honed

| 10"x8.7" |



MOSC3JOCATH
Carrara
Thassos
honed

| 10"x8.7" |

ARCHER



MOSC3ARCA

Carrara
honed

| 12.3"x10" |

APPLICATION & MAINTENANCE

	Walls	Floors	Wet Areas	Submerged Areas	Residential Usage	Commercial Usage	Sealer	Cleaner
CHESTER blue celeste + thassos <i>polished</i>	X	X	X	X	X	X	X ¹	X ²
CHESTER nero marquina + calacatta gold + dolomite <i>honed</i>	X	X	X	X	X	X	X ¹	X ²
GEO thassos + calacatta gold <i>polished</i>	X	X	X	X	X	X	X ¹	X ²
GEO thassos + carrara <i>polished</i>	X	X	X	X	X	X	X ¹	X ²
LOTUS thassos + carrara <i>polished</i>	X	X	X	X	X	X	X ¹	X ²
LOTUS calacatta gold + dolomite <i>polished</i>	X	X	X	X	X	X	X ¹	X ²
LOTUS thassos + mother of pearl <i>polished</i>	X	X	X		X	X	X ¹	X ²
ARCHER carrara <i>honed</i>	X	X	X	X	X	X	X ¹	X ²
JOCELYN calacatta gold + dolomite <i>honed</i>	X	X	X	X	X	X	X ¹	X ²
JOCELYN carrara + thassos <i>honed</i>	X	X	X	X	X	X	X ¹	X ²

1: Recommended Sealer = FILAMP90
2: Recommended Cleaner = FILASTONECLEAN

*Dry layout is required before any stone installation.
Marble tile is susceptible to scratching in handling and installation, as well as use.
Expect variation of color from production run to production run.
Please refer to TCNA HANDBOOK for more specific information regarding installation.*